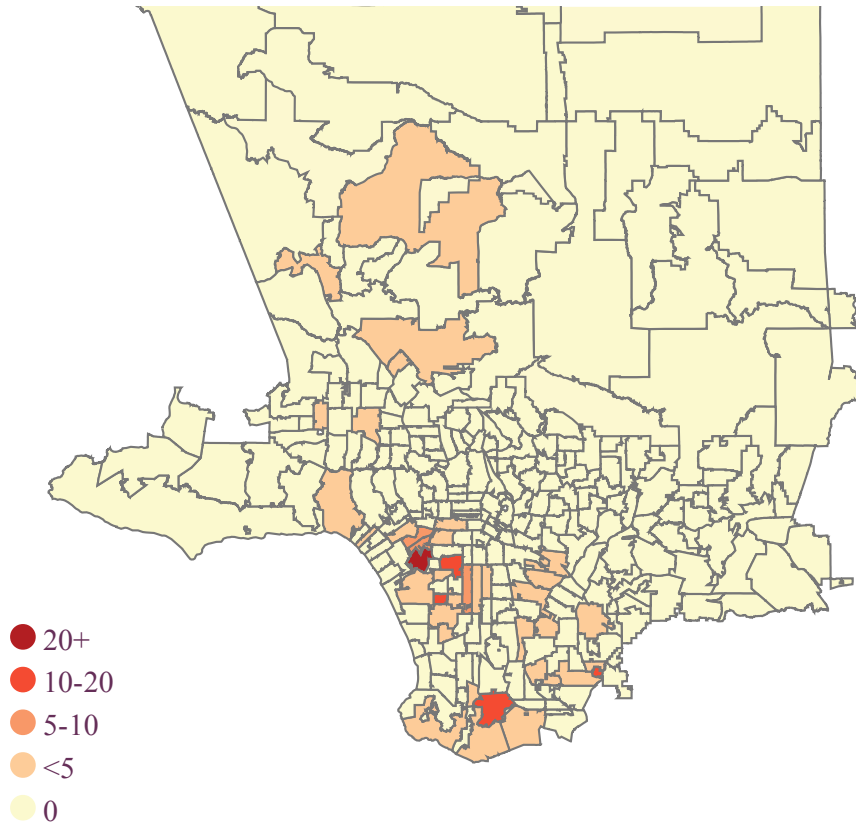


LACCDR Coalition Event Report

All (Feb - March 12, 2015)

Participants attended from the following areas:



Zipcode	#
90230	31
90716	15
90043	15
90304	11
90744	10
90232	8
90034	8
90047	6
90303	4
90260	4
90221	4
90016	4
90201	3
90064	3
90003	3
5171 Blackw...	2
2527 Thurma...	2
91342	2
Total:	180

“After today, do you plan to...”

TALK WITH YOUR NEIGHBOR?

14 310 6



HELP YOUR COMMUNITY PREPARE?

13 6 8 12

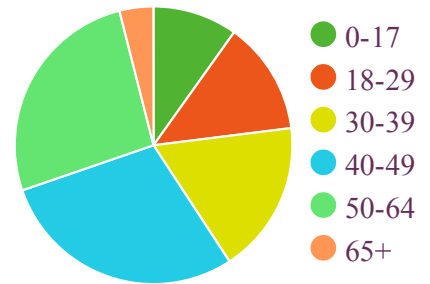


PREPARE ADDITIONAL DISASTER SUPPLIES?

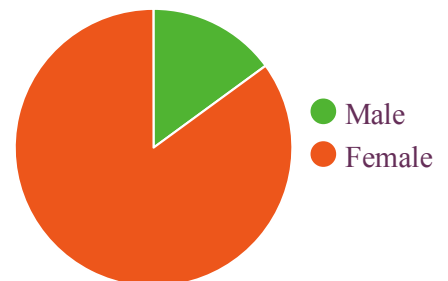
14 0 10 4



Age



gender



Event Reporting Overview

Est. total attendance: 0

SMS surveys: 131 started, 54 completed (41% completion rate)

Paper surveys: 74 started, 74 completed (100% completion rate)

Total surveys: 205 (20500% of attendee) 63% SMS, 36% paper